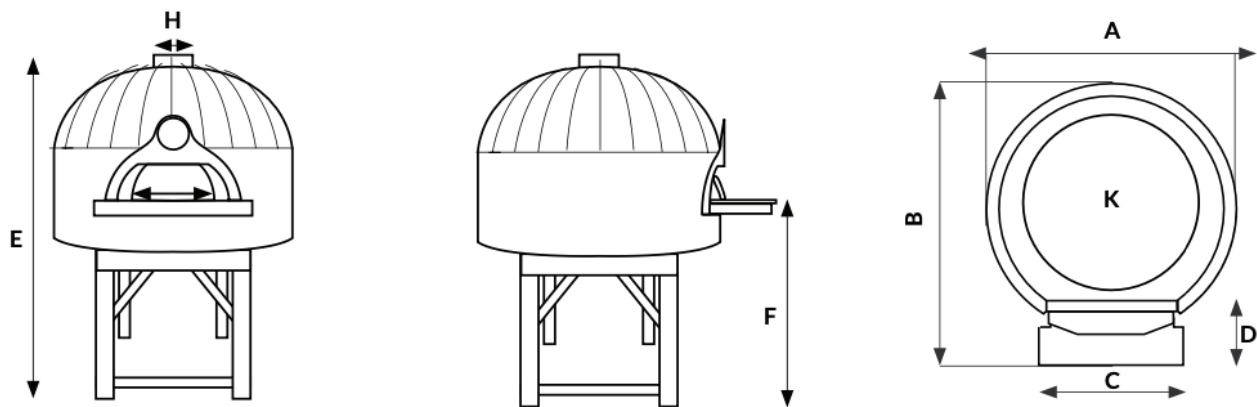


MODEL	SIZE
NAPULÉ - Fixed pizza oven	120
Cooking deck diameter	37.40"
Cooking deck capacity	8" pizzas x 10
	10" pizzas x 9
	12" pizzas x 8
	16" pizzas x 3
External dimensions (HxWxD) - inches	81" x 70" x 70"
Oven door width - inches	24"
Flue collar diameter - inches	8"
Weight - lbs	3086
Electric power supply	230V-50/60Hz-1PH
Gas pressure required - Natural gas	20 Mbar
Gas pressure required - Propane gas	37 Mbar
Gas burner connections diameter	1/2" female connection
Quantity of air for the combustion x Btu	2 mc
Fuel	wood fired
Certification	UL-CSA-NSF components
Warranty	3-year dome, 2-year deck, 1-year parts and labor

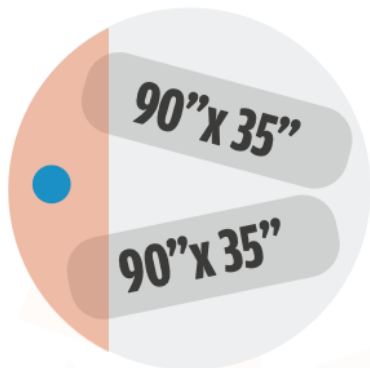
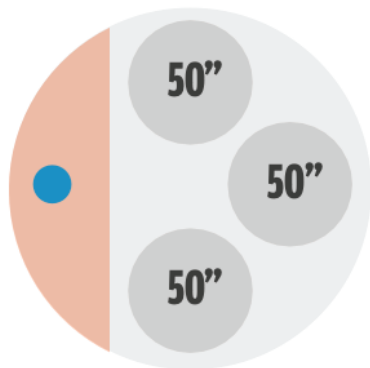
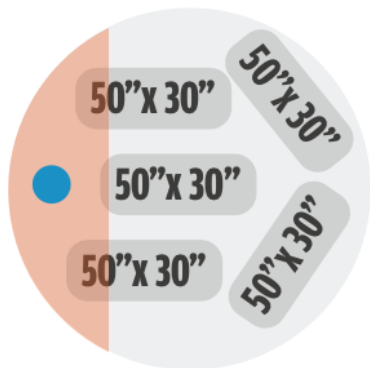
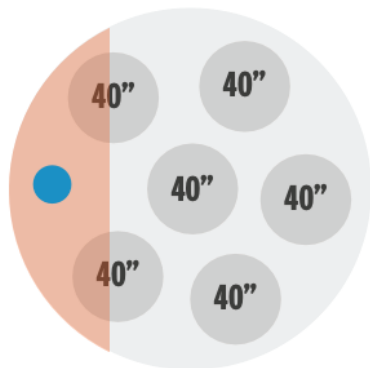
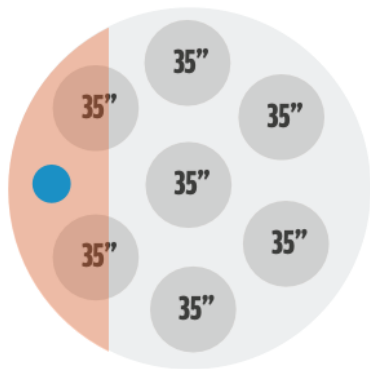
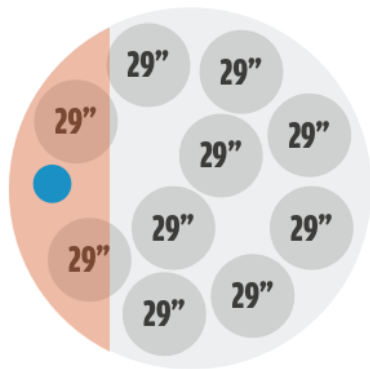
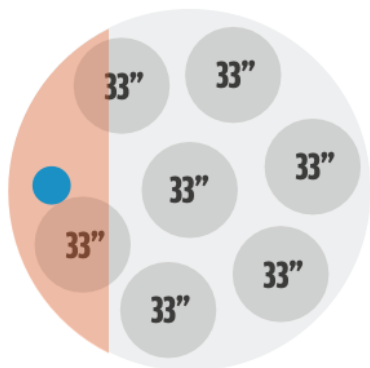
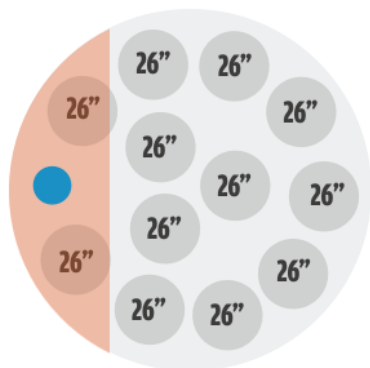


A Oven Width | **B** Oven Depth | **C** Frontal Width | **D** Frontal Depth | **E** Oven Height
F Height From The Floor | **G** Oven Door Width | **H** Exhaust Diameter

MODEL	H	A	B	C	D	E	F	G	K = Ø 47 inch PIZZAS CAPACITY	Weight Lb
NAPULÉ	Ø8	60	69	33	14	76	45	19	WOOD= Ø13 inch x 5	2436

Measures in INCH with variation +/- 2%. (*) Variable measure on request.

Model Sizes NAPULÉ



GAS BURNER



WOOD FIRE